



# iSeries Marine Generators

## with Variable Speed Technology

The new Panda iSeries-Generators are the first of the next generation of compact, super silent and powerful generators from Fischer Panda.

Using modern diesel engines which meet the latest emission standards and variable speed technology, the operating speed can be adjusted to match the load to ensure an efficiency while supplying extremely stable voltage and frequency.

Fischer Panda iSeries-Generators are fitted with the highly regarded sound insulation and water-cooling. The Panda iSeries-Generators have been especially designed to be light and compact - up to 30% weight and space savings!

- Variable speed - load-dependent
- Small size and low weight - compact installation
- Highly efficient - maximum energy
  
- 230V AC output - reliable power supply
- Pure sinus wave is ideal for sensitive electronics
- High starting capacity for air conditioners / diving compressors
  
- Easy to install - reduces costs
- Environmentally friendly - low fuel consumption
- Digital display



Panda 15000i (0-12kW)

Panda 10000i (0-8kW)\*

Panda 5000i (0-4.0kW)\*

*Perfect Power*










Panda iControl digital display



**Fischer Panda**®

*Power wherever you are*™

<b>Generator</b>								
Model		<b>Panda 4800i PMS</b>	<b>Panda 5000i PMS</b>	<b>Panda 8000i PMS</b>	<b>Panda 10000i PMS</b>	<b>Panda 15000i PMS</b>	<b>Panda 25i PMS</b>	<b>Panda 45i PMS</b>
Dimensions (LxWxH)	[mm]	580 x 370 x 545	590 x 390 x 410	520 x 445 x 545	536 x 445 x 555	650 x 465 x 589	840 x 520 x 664	1130 x 660 x 810
Weight	[kg]	80	90	110	120	162	263	495
Sound level (7m / 3m 1m)	[dB]	54 / 64 / 68	54 / 64 / 68	52 / 62 / 67	54 / 64 / 68	54 / 64 / 68	55 / 60 / 70	55 / 60 / 70
Cooling System		Dual circuit freshwater cooling via heat exchanger						
<b>PerformancePerformance</b>								
Nominal Output	[kW]	0-3,8 (4,8kVA)*	0-4,0 (5kVA)*	0-6,4 (8kVA)**	0-8,0 (10kVA)*	0-12,0 (15kVA)*	0-20,0(25,0kVA)	0-36,0 (45kVA)*
Continuous Output	[kW]	0-3,3*	0-3,5*	0-5,5**	0-7,0*	0-10,8*	0-18,0*	0-33,0*
Output Voltage	[V]	230 V	230 V	230 V	230 V	230 V	230 V	400 V
Voltage Stability	[%]	± 3%	± 3%	± 3%	± 3%	± 3%	± 3%	± 3%
Frequency Stability	[%]	50 Hz ± 2%	50 Hz ± 2%	50 Hz ± 2%	50 Hz ± 2%	50 Hz ± 2%	50 Hz ± 2%	50 Hz ± 2%
Voltage Regulation		electronic						
Frequency Regulation		electronic						
<b>ControlControl</b>								
Starter System		12V electric starte						
Autostart		integrated						
Remote Control Panel		Panda iControl digital display						
Inverter		PMGi 4800	PMGi 5000	PMGi 8000	PMGi 10000	PMGi 15000	PMGi 25	Panda PMG 45i
Inverter Weight Inverter Weight		7,9	7,9	12,3	12,3	17,4	25,0	mounted inside capsule
Inverter Dimensions		350 x 206 x 144	350 x 206 x 144	337 x 251 x 202	337 x 251 x 202	410 x 251 x 222	420 x 344 x 166	
<b>EngineEngine</b>								
Engine Manufacturer		Farymann	Kubota	Kubota	Kubota	Kubota	Kubota	Kubota
Engine Type		18W430	EA 300	Z482	Z602	D902	V1505	V2403T
Engine Displacement	[ccm]	298	309	479	599	898	1498	2434
Speed		2200 - 2800	2200 - 2800	2200 - 2800	2200 - 2800	2200 - 2800	2200 - 2800	1500-2700

Disclaimer: The information contained here is to the best of our knowledge accurate at the date of publication. All products are subject to continuous development and Fischer Panda GmbH reserves the right to alter technical specifications without prior notice.

\*) cosPhi 0,8 up to 40°C ambient temperature, other cosPhi 1 up to 50°C

\*\*\*) cosPhi 0,8 up to 40°C ambient temperature, other cosPhi 1 up to 45°C

Fischer Panda GmbH

Otto-Hahn-Str. 40 • 33104 Paderborn, Germany

Telephone +49 (0) 52 54 / 9202-0 • Telefax +49 (0) 52 54 / 9202-550

E-Mail: [info@fischerpanda.de](mailto:info@fischerpanda.de)

[www.fischerpanda.de](http://www.fischerpanda.de)



**Fischer Panda**<sup>®</sup>

Power wherever you are™