



Fischer Panda®

Power
wherever
you are™

Fischer Panda 20kW 48V 600rpm drive

Technical specifications:

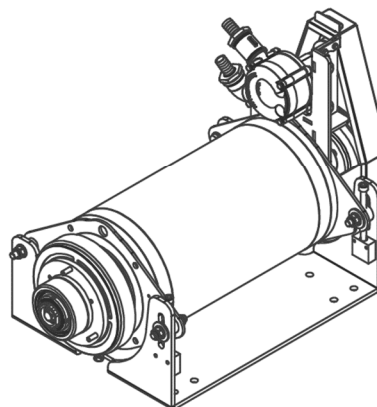
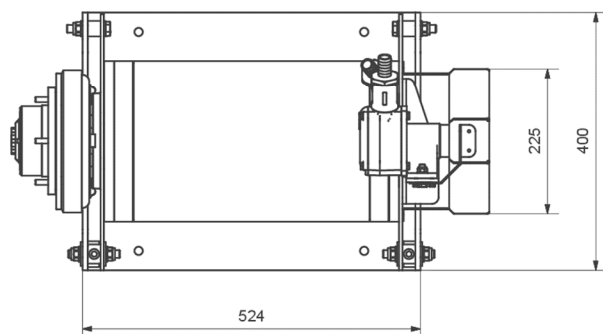
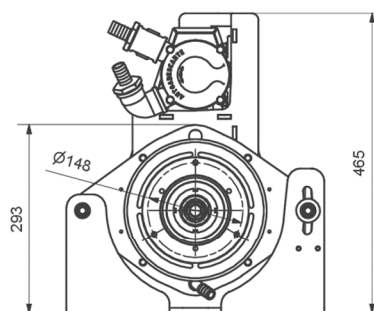
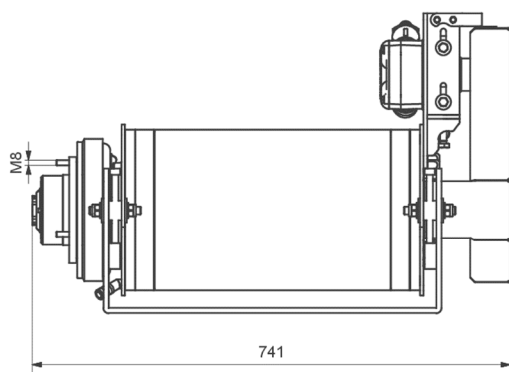

Voltage: 48V
Input power: 22 kW
Shaft power: 20 kW
RPM: 600
Nm: 320
Weight: 135 kg

Art-No: 0023029

Our parallel hybrid motors, including a electromagnetic coupling, are made of heavy duties and have a double-walled aluminum housing which is water-cooled.

They are without gear, brushless, sensorless and have no oil filling.

This makes our engines: durable, efficient and low maintenance!



Fischer Panda UK Limited

17 Blackmoor Road,
Ebblake Estate
Verwood, Dorset
BH31 6AX



Tel: +44 (0)1202 820840
Fax: +44 (0)1202 828688



Email: info@fischerpanda.co.uk
Web: www.fischerpanda.co.uk